

Child Abuse Prevention Survey  
for  
Western Nevada County

---

### Question 1:

Please list all of the local services you can think of that have a mission or goal to increase child and family wellbeing and reduce child abuse

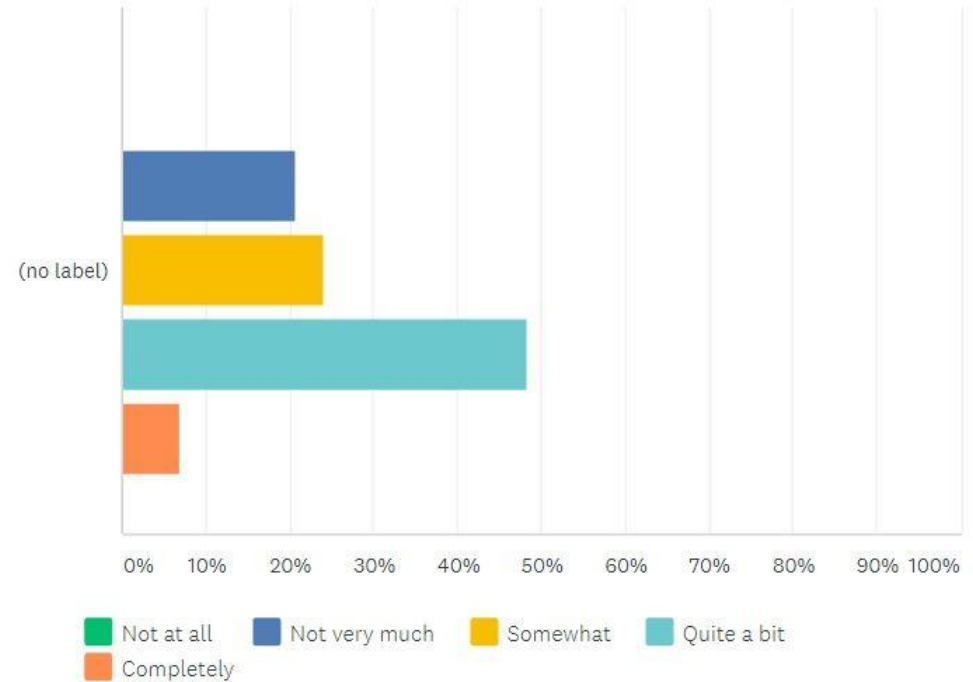
---

- Nevada County Child Welfare Services
- Victor Community Support Services
- Nevada County Children's Behavioral Health
- Nevada County Adult Behavior Health
- Nevada County Juvenile Probation
- First 5 Nevada County
- Nevada County CASA
- Healthy Babies
- Nevada County CalWorks
- Bright Futures for Youth
- Stanford Sierra
- Helping Hands
- Community Beyond Violence (CBV)
- Granite Wellness
- Common Goals
- Child Abuse Prevention Council (CAPC)
- Family Resource Centers (FRCs)
- Nevada County Schools
- Salvation Army/Booth Family Center
- Sierra Nevada Children's Center (SNCS)
- Childcare Coordinating Council
- KARE Crisis Nurse
- Head Start
- Connecting Point
- WIC
- HOME Team
- Healthy and Healed Parents
- Hospitality House
- Various Churches in Nevada County
- Redemption Youth Ranch
- Christian Encounter Youth Ranch
- TMK
- SAFE Respite (Faith-Based Program)
- CSN
- MCAH and PAT
- Nevada County Puppeteers
- EA Family Services
- Living Well
- The Nest
- Young Parents Program
- United Way
- Charis Youth Center
- Nevada County Pediatricians
- Nevada County Therapist and Councilors
- Local Law Enforcement
- FREED
- Big Brothers Big Sisters
- The Diaper Project
- NAMI
- Nevada County Public Health and Social Service
- Nevada County Superintendent of Schools (NCSOS)

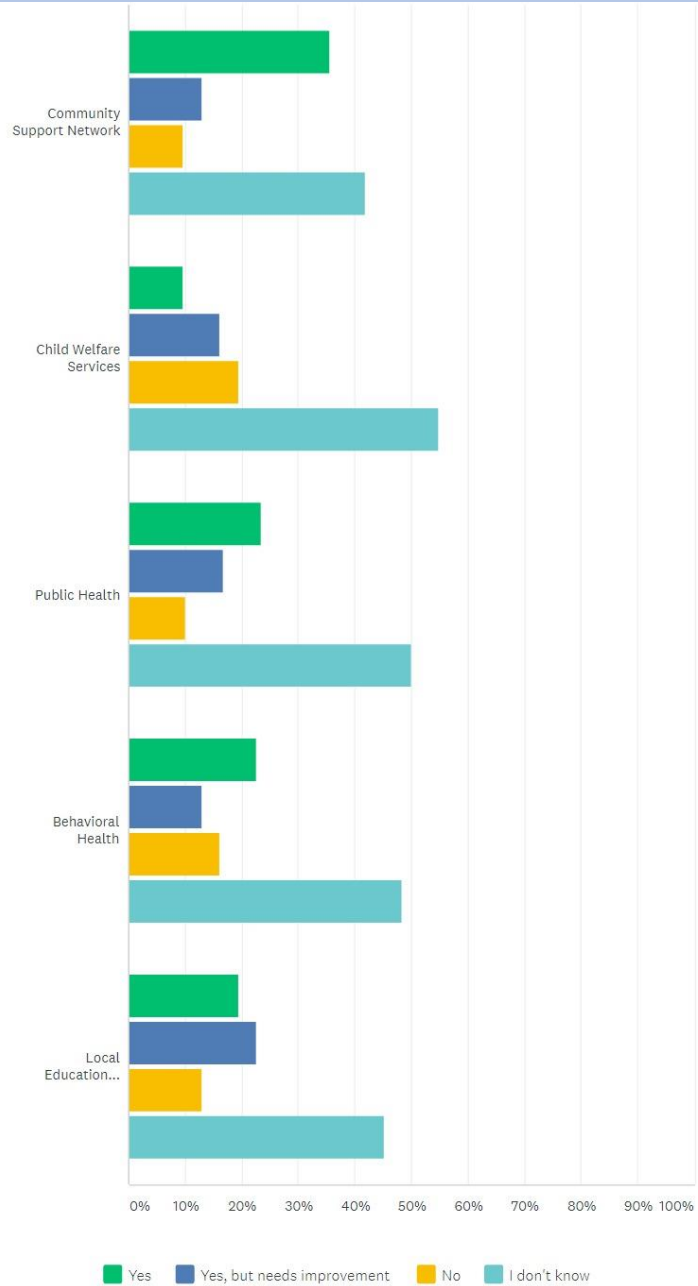
## Question 2:

To what degree does the leadership in the public and private agencies of the county see the value of creating, utilizing, and assessing a county prevention plan?

---



	NOT AT ALL	NOT VERY MUCH	SOMEWHAT	QUITE A BIT	COMPLETELY	TOTAL	WEIGHTED AVERAGE
(no label)	0.00% 0	20.69% 6	24.14% 7	48.28% 14	6.90% 2	29	3.41



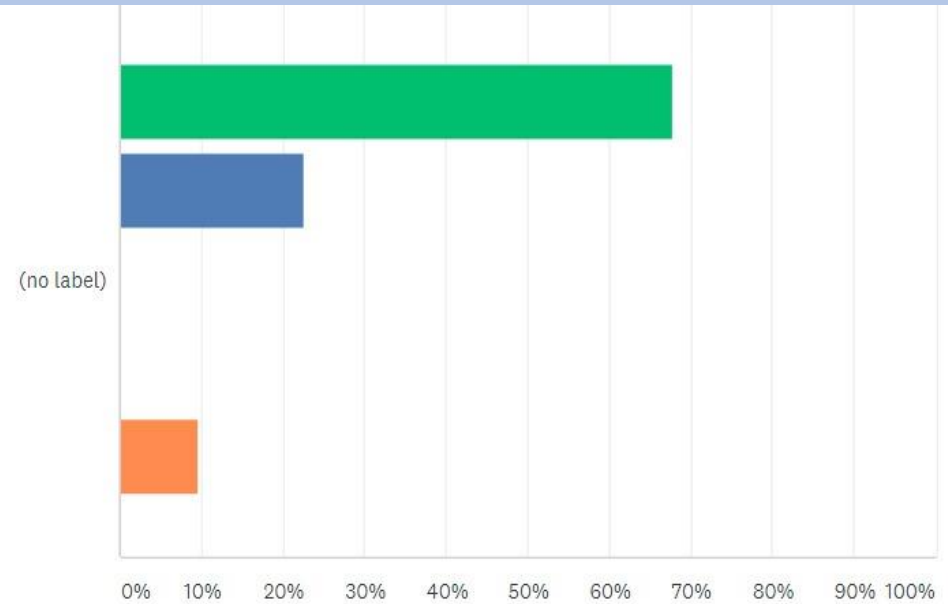
	YES	YES, BUT NEEDS IMPROVEMENT	NO	I DON'T KNOW	TOTAL	WEIGHTED AVERAGE
Community Support Network	35.48% 11	12.90% 4	9.68% 3	41.94% 13	31	2.58
Child Welfare Services	9.68% 3	16.13% 5	19.35% 6	54.84% 17	31	3.19
Public Health	23.33% 7	16.67% 5	10.00% 3	50.00% 15	30	2.87
Behavioral Health	22.58% 7	12.90% 4	16.13% 5	48.39% 15	31	2.90
Local Education Agencies	19.35% 6	22.58% 7	12.90% 4	45.16% 14	31	2.84

**Question 3:**  
Do the following entities/agencies regularly survey the community for input and areas for program improvement?

---

### Question 4:

How committed is YOUR agency to prevention and child-wellbeing efforts?

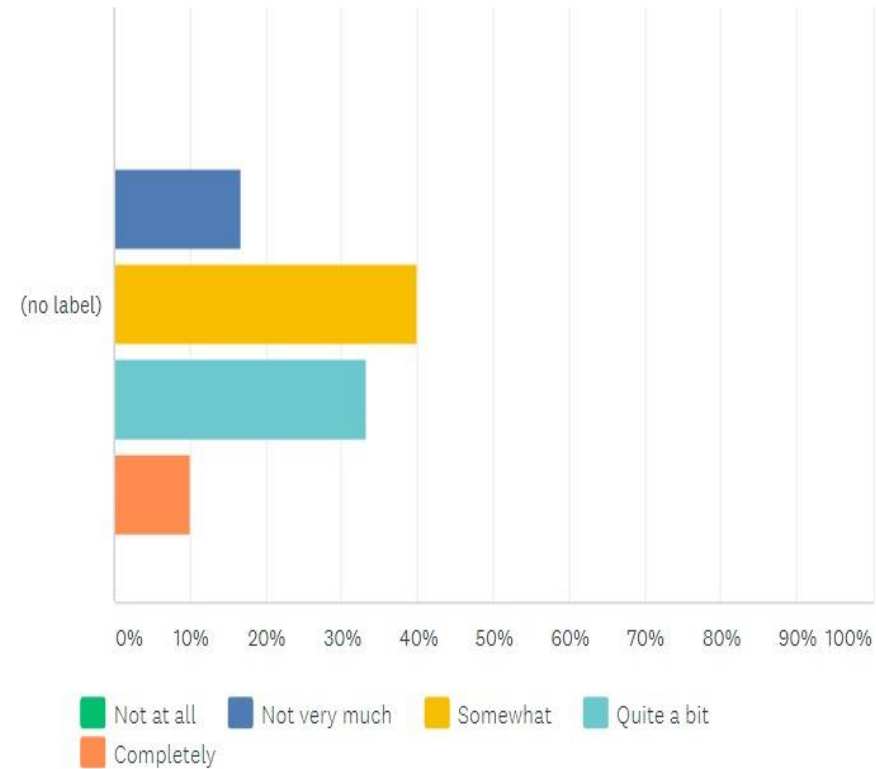


- We actively do this work
- We somewhat do this work
- We plan to do this work, but have not started yet
- This is not a focus of my agency
- I don't know

	WE ACTIVELY DO THIS WORK	WE SOMEWHAT DO THIS WORK	WE PLAN TO DO THIS WORK, BUT HAVE NOT STARTED YET	THIS IS NOT A FOCUS OF MY AGENCY	I DON'T KNOW	TOTAL	WEIGHTED AVERAGE
(no label)	67.74% 21	22.58% 7	0.00% 0	0.00% 0	9.68% 3	31	1.61

Question 5:  
 What capacity do the agencies involved in this collaborative have to commit staff time to this work?

---

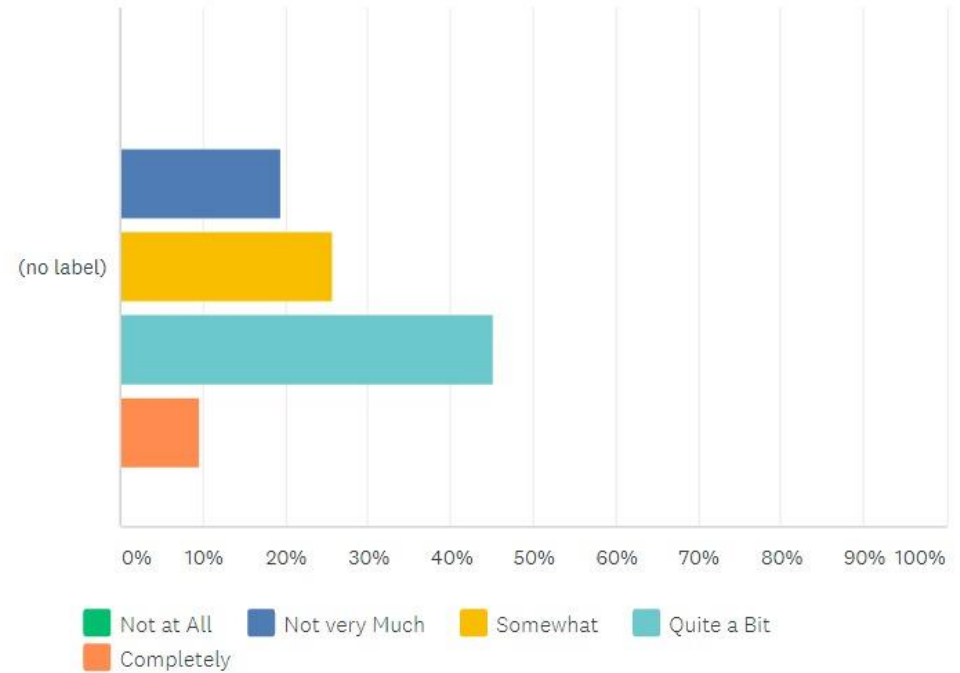


	NOT AT ALL	NOT VERY MUCH	SOMEWHAT	QUITE A BIT	COMPLETELY	TOTAL	WEIGHTED AVERAGE
(no label)	0.00% 0	16.67% 5	40.00% 12	33.33% 10	10.00% 3	30	3.37

### Question 6:

How much of a priority is child abuse prevention coordination in our county's vision of services for families?

---

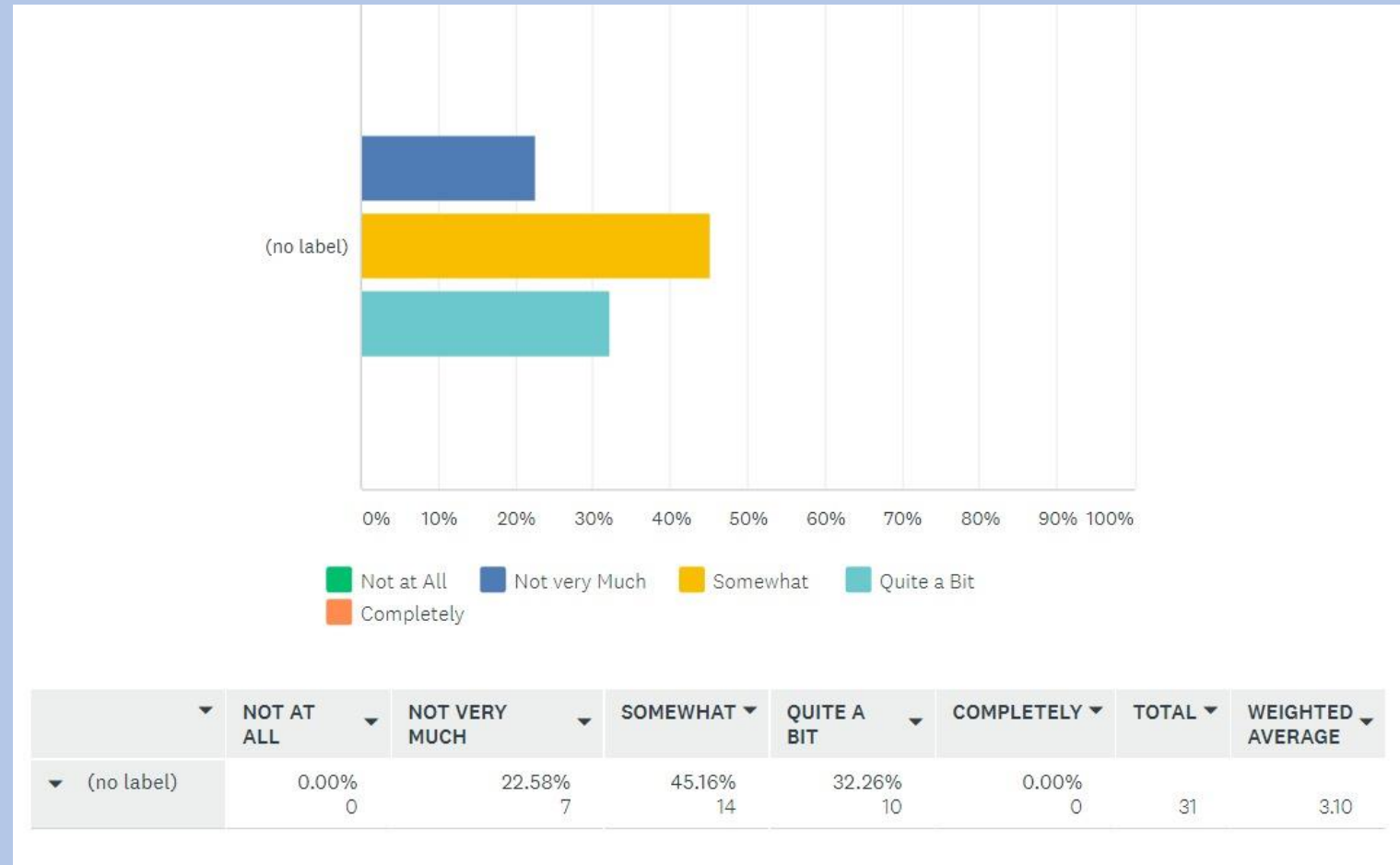


	NOT AT ALL	NOT VERY MUCH	SOMEWHAT	QUITE A BIT	COMPLETELY	TOTAL	WEIGHTED AVERAGE
(no label)	0.00% 0	19.35% 6	25.81% 8	45.16% 14	9.68% 3	31	3.45

### Question 7:

How strong is our history of working together successfully on other collaborative initiatives?

---

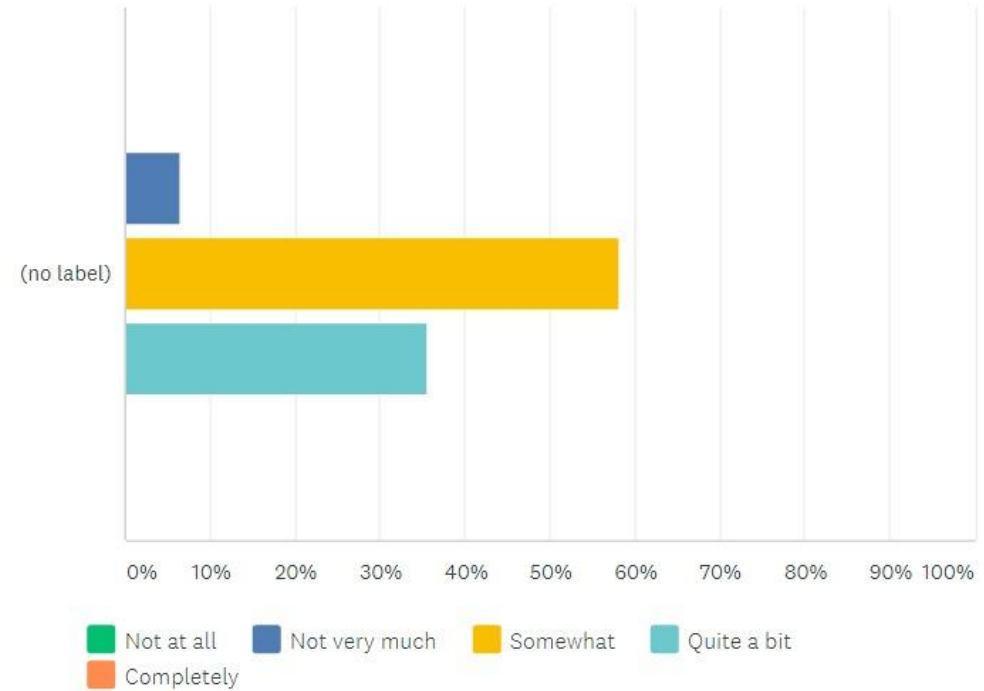




### Question 8:

How well does  
the Community Support  
Network meet the needs of  
the community?

---

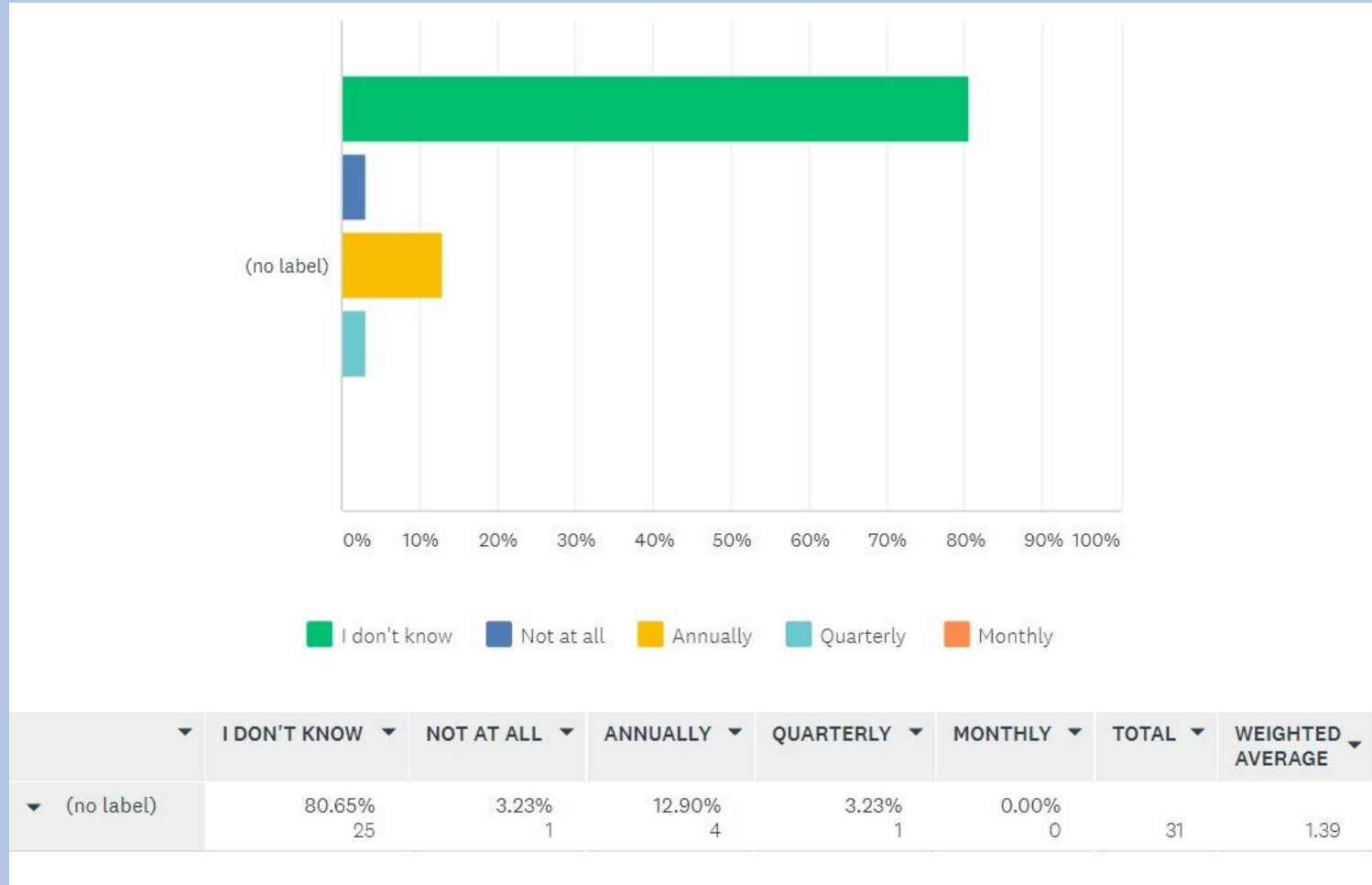


	NOT AT ALL	NOT VERY MUCH	SOMEWHAT	QUITE A BIT	COMPLETELY	TOTAL	WEIGHTED AVERAGE
(no label)	0.00% 0	6.45% 2	58.06% 18	35.48% 11	0.00% 0	31	3.29

### Question 9:

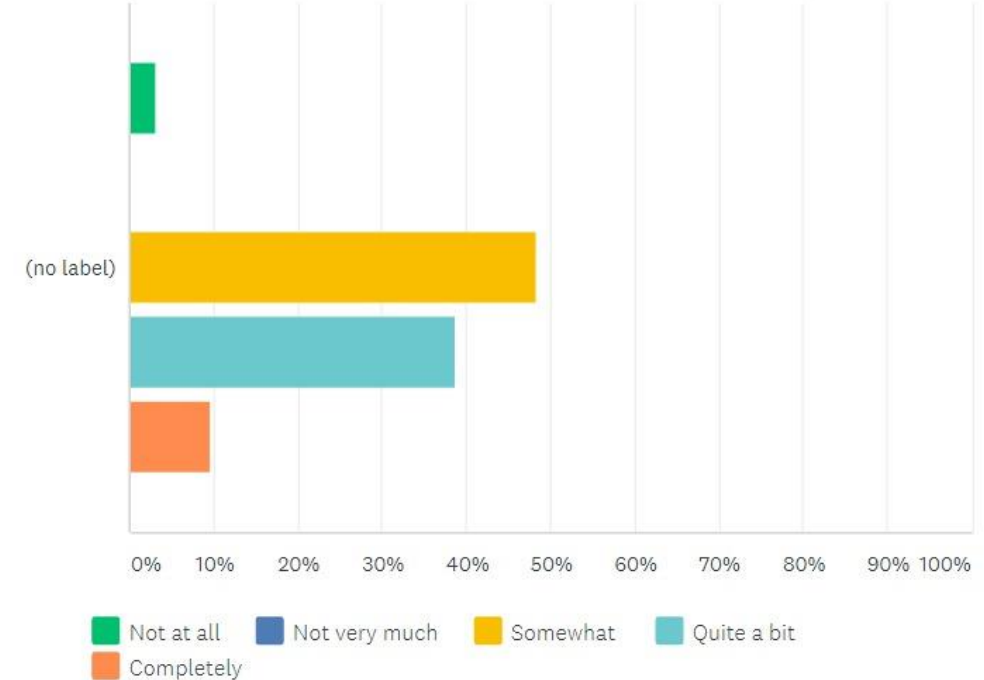
How often does the Community Support Network collect, share, and analyze data that identifies the strengths or weaknesses of a county wide prevention system?

---



### Question 10:

How motivated is the Community Support Network to working together to improve access to services and barriers to better meet families' needs?



	NOT AT ALL	NOT VERY MUCH	SOMEWHAT	QUITE A BIT	COMPLETELY	TOTAL	WEIGHTED AVERAGE
(no label)	3.23% 1	0.00% 0	48.39% 15	38.71% 12	9.68% 3	31	3.52